

**T-Coupler M12 male / 2x M12 female straight**

5-pol. / 2x 5-pol.

Art.No.: 7000-41141-0000000

Weight: 0.029

Country of origin: DE

Model designation: MSA02UL0-BU-BU

T-coupler

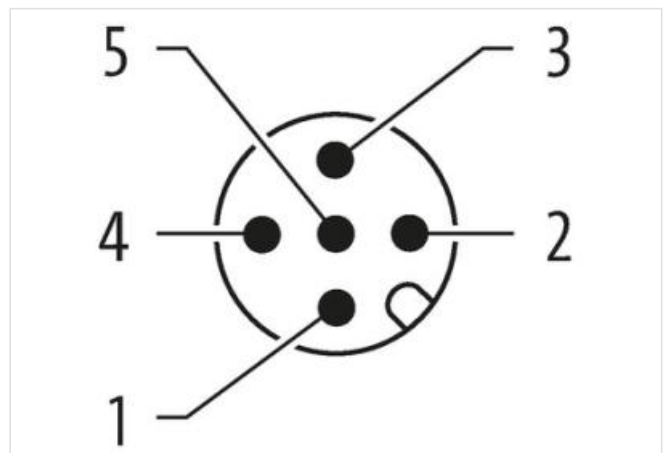
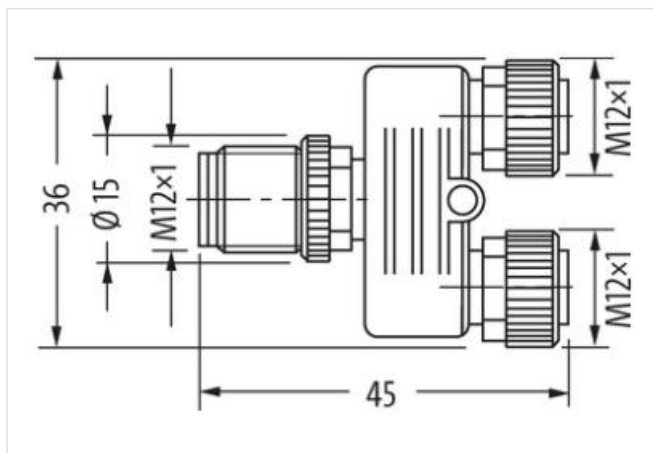
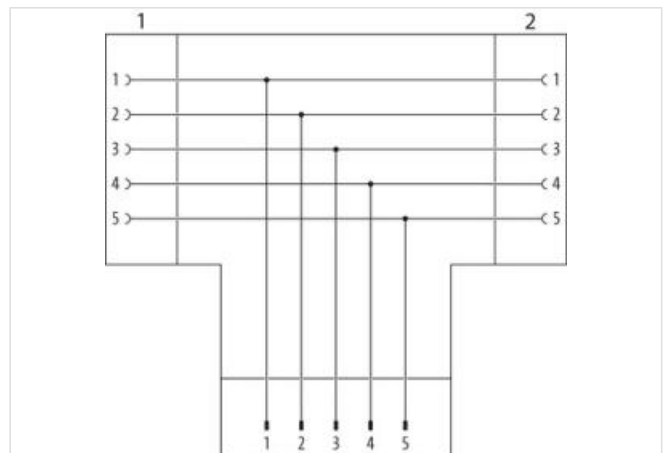
Male straight – females straight

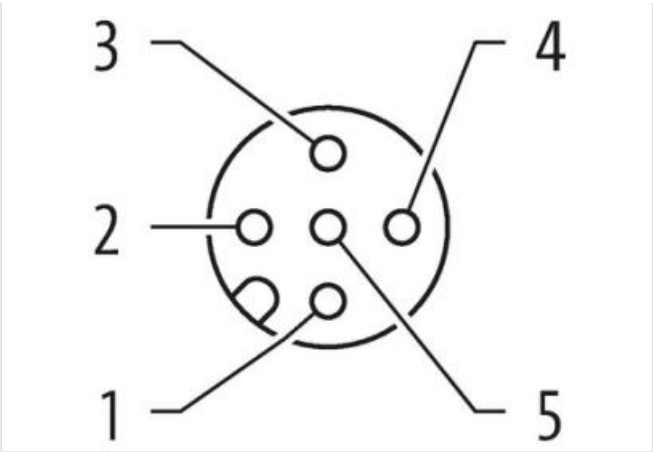
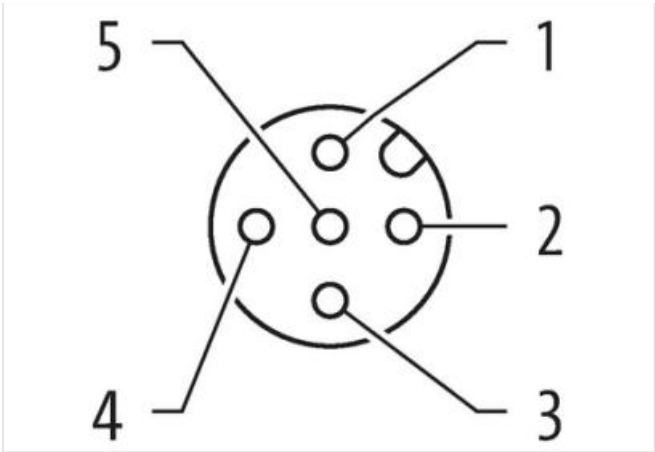
M12 – M12, 5-pole

Parallel circuit

Plastic housings with good resistance against chemicals and oils.

The resistance to aggressive media should be individually tested for your application. Further details on request.

[Link to Product](#)**Illustration**



Product may differ from Image



Side 1

Tightening torque	0,6 Nm
Mounting method	screwed, pluggable
Family construction form	M12
Thread	M12 x 1
Gender	female
Coding	A
No. of poles	5
Width across flats	SW13
Degree of protection (EN IEC 60529)	IP67

Side 2

Tightening torque	0,6 Nm
Mounting method	screwed, pluggable
Family construction form	M12
Thread	M12 x 1
Gender	female
Coding	A
No. of poles	5
Width across flats	SW13
Degree of protection (EN IEC 60529)	IP67

Side 3

Mounting method	screwed, pluggable
Family construction form	M12
Coding	A
No. of poles	5
Degree of protection (EN IEC 60529)	IP67
Gender	male
Tightening torque	0,6 Nm
Width across flats	SW13
Thread	M12 x 1

Commercial data

ECLASS-6.0	27143423
------------	----------

ECLASS-6.1	27279221
ECLASS-7.0	27440104
ECLASS-8.0	27440104
ECLASS-9.0	27440106
ECLASS-10.1	27440106
ECLASS-11.1	27440106
ECLASS-12.0	27440106
ETIM-5.0	EC002062
customs tariff number	85366990
GTIN	4048879144841
Packaging unit	1

#### Electrical data | Supply

Operating voltage AC max.	60 V
Operating voltage DC max.	60 V
Operating voltage AC (UL-listed)	30 V
Operating voltage DC (UL-listed)	30 V
Current operating per contact max.	4 A

#### Diagnostics

Status indication LED	no
-----------------------	----

#### Installation | Connection

Tightening torque	0,6 Nm
Mounting set	M12 x 1
Width across flats	SW 13

#### Device protection | Electrical

Additional condition protection degree	inserted, screwed
Pollution Degree	3
Rated surge voltage	1,5 kV
Material group (IEC 60664-1)	I

#### Mechanical data | Material data

Coating locking	Nickel
Locking material	Zinc die-casting

#### Mechanical data | Mounting data

Mounting method	inserted, screwed, Shaking protection
-----------------	---------------------------------------

#### Environmental characteristics | Climatic

Operating temperature min.	-25 °C
Operating temperature max.	85 °C

#### Important installation notes

Note on strain relief	Protect the connectors by suitable measures from mechanical loads, e.g. by the usage of cable ties.
Note on bending radius	<b>Attention:</b> Observe the permissible bending radii when laying cables, as the IP protection class can be endangered by excessive bending forces.

#### Conformity

Product standard	DIN EN 61076-2-101 (M12)
------------------	--------------------------